

Determine BSA and EASI

Atopic dermatitis assessment report

Patient's name : _____

File # or DOB : _____

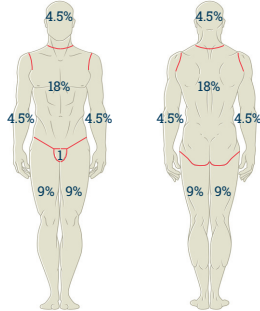
Physician : _____

Date : _____

BSA



Patient's Palm ≈ 1%



Total BSA : (the sum of all affected areas, maximum 100%)

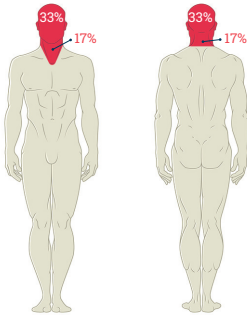
Head / neck (9%)	_____ %
Upper limbs (right 9% / left 9%)	_____ %
Trunk (front 18% / back 18%)	_____ %
Genitals (1%)	_____ %
Lower limbs (right 18% / left 18%)	_____ %

BSA

EASI

Head and neck

(Enter a value from 0 to 100%) _____ %

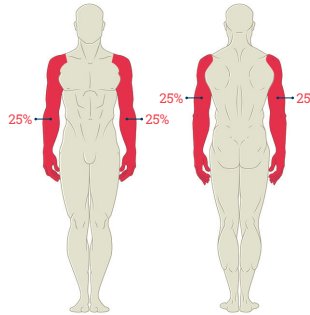


Severity

Erythema	0	1	2	3
Edema / Papulation	0	1	2	3
Excoriation	0	1	2	3
Lichenification	0	1	2	3

Upper limbs

(Enter a value from 0 to 100%) _____ %

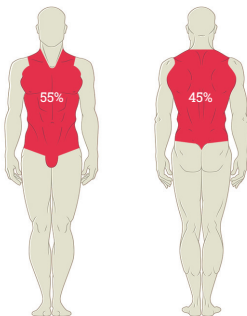


Severity

Erythema	0	1	2	3
Edema / Papulation	0	1	2	3
Excoriation	0	1	2	3
Lichenification	0	1	2	3

Trunk

(Enter a value from 0 to 100%) _____ %

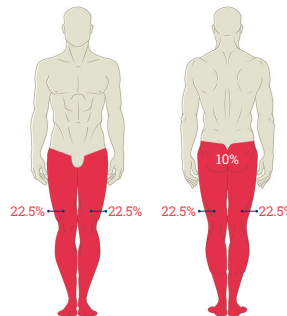


Severity

Erythema	0	1	2	3
Edema / Papulation	0	1	2	3
Excoriation	0	1	2	3
Lichenification	0	1	2	3

Lower limbs

(Enter a value from 0 to 100%) _____ %



Severity

Erythema	0	1	2	3
Edema / Papulation	0	1	2	3
Excoriation	0	1	2	3
Lichenification	0	1	2	3